

BURN HALL SCHOOL

CLASS: 2ABC

WINTER ASSIGNMENT (2025-2026)

ENGLISH:

1. Revise and learn FA-1 lessons.
2. Read with proper pronunciation lessons of FA-2, make flash cards of new words from these lessons on fluorescent paper.
3. Write the special names (Proper nouns) for any 20 common nouns.

MATHS:

1. Revise FA-1 chapters and practice pages 76 to 97 on the book itself.
2. Prepare chapter 3 (Addition) and Chapter 4 (Subtraction) and practice pages 99 to 121 on book itself.

ACTIVITIES:

1. Create 10 puzzle pieces related to sums on addition and subtraction in a creative way: Each piece having a question and the connected piece having the solution.
2. Mini Supermarket Billing: Make mini bill including items and price tags and show Total (addition), Change (subtraction) and multiplication tables of 2, 3 and 4 for items bought in multiples.

EVS:

1. Revise and Learn FA-1 Lessons.
2. Read lesson 3 – Clothes for Us and lesson 4- We Need Shelter and do the book exercises of these lessons on the book itself.

ACTIVITIES:

1. Make a collage using bits of old fabric, paper cut outs of clothes, buttons, laces etc; Create four sections, viz, Summer Clothes, Winter Clothes, Rainy Season Clothes and Special Occasion Clothes .
2. Construct your dream house using ice-cream sticks/ bamboo sticks, straw and other convenient material.

URDU:




- ۱۔ روزانہ ایک صفہ (transcription) اپنی کتاب سے اُتار کر کاپی پر لکھے۔
- ۲۔ مشکل الفاظ کاپی پر لکھے۔ (پہلے تین سبق سے)۔
- ۳۔ جملے بنائیے (پہلے تین سبق سے)۔
- ۴۔ اپنی خوش خط لکھائی مکمل کچے۔

PUNJABI:

1. Write and Learn alphabets **ઉ-ઝ** on a separate notebook.
2. Write one page daily from the book to improve your handwriting.
3. On a chart paper, draw flower garden. Each flower has letter in the center. On the petals, write two, three, and four letter words starting with that letter. Color the garden beautifully


COMPUTER:

Create a collage of “Computer Lab etiquette (Roll No- 1 -> 30) ” and Uses of computer (31-> Last) on a Chart paper. It must be well labeled

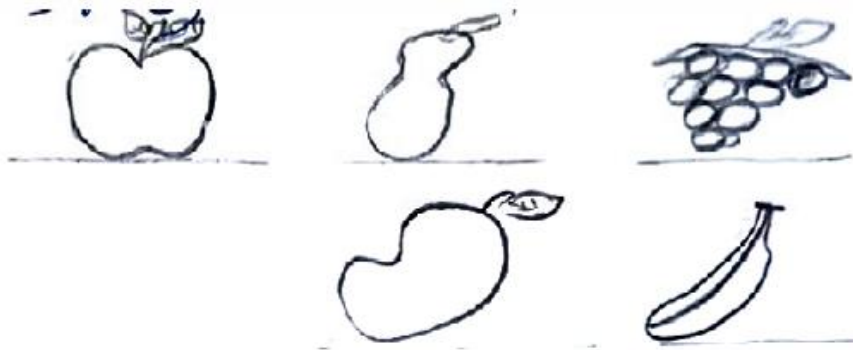
<p><u>Example 1</u></p>	<p><u>Example 2</u></p>	<p><u>Example 3</u></p>
		

KASHMIRI:

(۱) شکله پر زناؤتھ لیکھو پانژن جانا وارن ہندی ناو۔



(۲) دینہ آمڑ شکله وچھتھ لیکھ، وپانژن مہون ہندی ناو



(۳) شکلہ وچھتھ لیکھو خالی جاين منزا اچھر



ق --- م گ --- ا --- ب



ا --- گ ---

(۴) اچھر وچھتھ بنا یو لفظ۔

- | | | | | |
|-------|-------|-------|-------|-----------|
| ----- | ----- | ----- | ----- | ۱۔ ب ستر |
| ----- | ----- | ----- | ----- | ۲۔ پھ ستر |
| ----- | ----- | ----- | ----- | ۳۔ ا ستر |
| ----- | ----- | ----- | ----- | ۴۔ ن ستر |

۵۔ گر بند لیکھو (۱) پٹھ (۳۰) تام لفظن منز۔

HINDI:

1- तस्वीर की सहायता से हर एक मात्रा से से पाँच पाँच शब्द लिखो ।

2- संयुक्तताक्षर से दस दस शब्द लिखो ।

चन्द्रबिंदु और अनुस्वार से भी दस दस शब्द लिखो ।

3- मेरा मित्र पर दस पंक्तियाँ लिखो ।